



### CAUTION

Before use, thoroughly read and follow this User Instruction and understand its Intended Use, Cautions, and Warnings.



**REF** 2771-02

### Symbol Definitions



Warning, Caution, or Note

**REF**

Catalog Number



### WARNING

Failure to follow the instructions contained herein may be hazardous to product and user safety.

Use only if package is received unopened and contents are undamaged. If damage is noted, contact the shipper for replacement or repair.

DO NOT use if any component is damaged. If any components are damaged or contaminated and therefore unfit for safe and effective use, they should be replaced immediately.

Only trained and experienced personnel who have read and understand these instructions should use MAXAIR Products.

The institution using this product in any application is responsible for determining the appropriateness of this equipment relative to all applicable safety and regulatory requirements. Syntech Intl, Inc. does not recommend the appropriate systems for a particular institution or facility.

Use only Syntech Intl, Inc. approved compatible components.

If you need more information, contact your Bio-Medical Devices International, Inc. (BMDI) DBA MAXAIR Systems Sales Representative, or call BMDI customer service at 1-800-443-3842.

### Intended Use

The 2771-02 Brackets is a set of two Brackets with double-sided tape and general purpose fasteners intended to provide wall mount support for one 2771-01 Storage Box.



### WARNING

Each set of 2771-02 Brackets may be installed to support multiple 2771-01 Storage Boxes; however, total weight on one set of Brackets must not exceed 25 pounds.

Use the included fasteners or select appropriate alternatives based on wall type for optimal installation.

### Typical Installation of one 2771-01 Storage Box on one 2771-02 Brackets.



### Package Contents

Brackets - 2 ea.  
Double-sided Tape Strips - 2 ea.  
Set of 4 attachment screws - 2 ea.

### Specifications

#### Material

Steel

#### Support

25 lb. Maximum load capacity

#### Recommended Temperature Limits

Use/Handling: 0°C to 54°C at a maximum 80% Relative Humidity.

Storage: 0°C to 35°C at a maximum 80% Relative Humidity.

Charging: 0°C to 45°C at a maximum 80% Relative Humidity.


### Assemble 2771-02 Brackets to Wall and one 2771-01 Storage Box to Brackets



1. Layout each Bracket: Bracket with Fasteners and strip of Double-sided Tape.




2. Cut the Cable Tie to free the pack of Fasteners from the Bracket.



3. Cut the end of the Pack to access the Fasteners.



4. Place two marks (1 & 2) on the wall for Fasteners, 12-5/8 in. apart, approximately 1-1/4 in. below the desired level of the bottom of the 2771-01 Storage Box to be positioned on top of the Brackets.



5. Screw a small Fastener into the wall at each of the two marks in step 4. above, until the Screw Head is a bit more than 1/8 in. from flush to the wall.



6. Peelback the Protective Cover on one side of one Double-sided Tape and remove it completely (1), then apply the Tape to one Bracket as shown (2), pressing it firmly against the Bracket along its full length.



7. Place each Bracket over and then down on each of the two small Fasteners in the wall.



8. Ensure each Bracket is vertically level.



9. Screw each Large Fastener through the Bottom Hole of the Bracket and fully and securely into the wall.



10. Finally, screw each small Fastener fully and securely into the wall.




11. Peel off the other side Protective Cover of each strip of Double-sided Tape.



12. Center one 2771-01 Storage Box above the two Brackets with the Box back against the wall.



13. Lower the Box down onto each Bracket. Firmly press together the Box and the Bracket/Tape, in back (1) and in front (2) until the Box is securely assembled to the Brackets.



14. The finished assembly of Brackets to wall, and one Storage Box assembled to the Brackets.



### CAUTION

A maximum of three (3) 2771-01 Storage Boxes may be stacked vertically, and total weight on one set of 2771-02 Brackets does not exceed 25 pounds..